

M/A-COM E-Series RF 2.7:1 Transformer

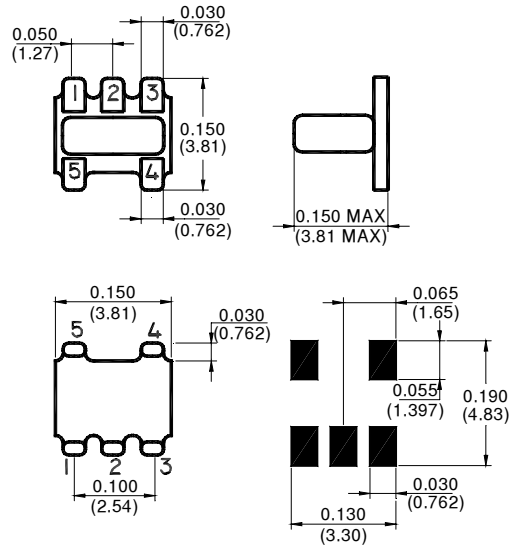
0.03 MHz - 1000 MHz

Features

- Surface Mount
- 2.7:1 Impedance Ratio
- Available on Tape & Reel



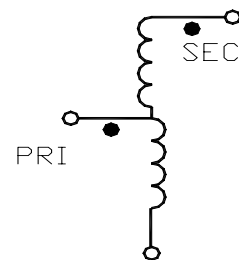
SM-22 Package



Description

M/A-COM's MABAES0028 is a 2.7:1 RF transformer in a low cost, surface mount package.

Schematic



Electrical Specifications @25°C

Parameter	Units	Typical	Maximum
Frequency Range 0.03 - 1000	MHz	—	—
Insertion Loss ($f_L - f_U$)			
0 -250 MHz	dB	0.60	1.5
250 -500 MHz	dB	2.1	3.3
500—1000 MHz	dB	4.2	6.5

Please Note that the photograph above indicates typical package only, not actual unit.

S 1610 A

V 1.0

- North America: Tel. (800) 366-2266, Fax (800) 618-8883
- Asia/Pacific: Tel.+81-44-844-8296, Fax +81-44-844-8298
- Europe: Tel. +44 (1344) 869 595, Fax+44 (1344) 300 020

tyco / Electronics

M/A-COM

Visit www.macom.com for additional data sheets and product information.

Absolute Maximum Ratings

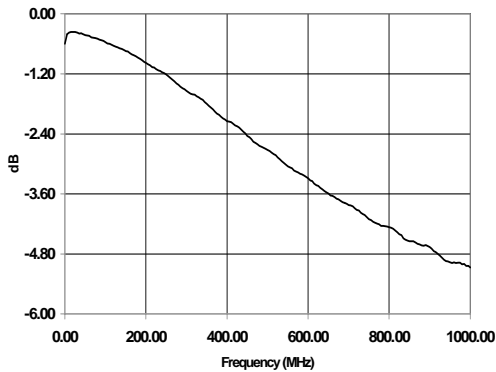
Parameter	Absolute Maximum
RF Power	250 mW
DC Current	30 mA
Operating Temperature	-20°C to +85°C
Storage Temperature	-20°C to +85°C

Functional Configuration

Function	Pin No.
Primary Dot	4
Primary	5
Primary CT	—
Secondary Dot	3
Secondary	5
Secondary CT	-
Case Ground	—
Not Connected	1,2

Typical Performance @ +25°C

Insertion Loss



Specifications subject to change without notice.

S 1610 A

V 1.0

- North America: Tel. (800) 366-2266, Fax (800) 618-8883
- Asia/Pacific: Tel.+81-44-844-8296, Fax +81-44-844-8298
- Europe: Tel. +44 (1344) 869 595, Fax+44 (1344) 300 020



Visit www.macom.com for additional data sheets and product information.